

Olfactory receptor 51A4 Rabbit pAb

CatalogNo: YT3357

Key Features

Host Species

- Rabbit

Reactivity

- Human

Applications

- WB,IF,ELISA

MW

- 35kD (Observed)

Isotype

- IgG

Recommended Dilution Ratios

WB 1:500-1:2000

IF 1:200-1:1000

ELISA 1:10000

Not yet tested in other applications.

Storage

Storage*

-15°C to -25°C/1 year(Do not lower than -25°C)

Formulation

Liquid in PBS containing 50% glycerol, 0.5% BSA and 0.02% sodium azide.

Basic Information

Clonality

Polyclonal

Immunogen Information

Immunogen

The antiserum was produced against synthesized peptide derived from human OR51A4. AA range:200-249

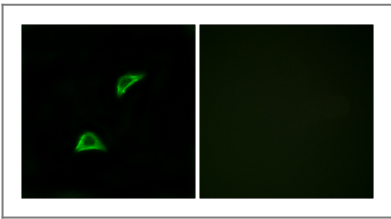
Specificity

Olfactory receptor 51A4 Polyclonal Antibody detects endogenous levels of Olfactory receptor 51A4 protein.

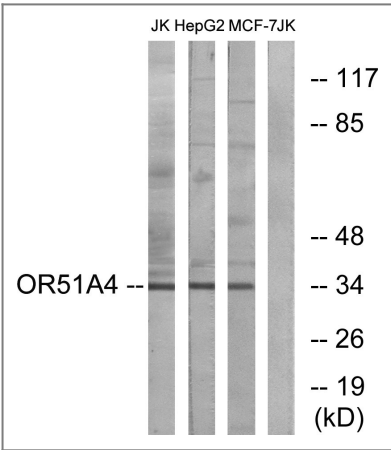
Target Information

Gene name	OR51A4		
Protein Name	Olfactory receptor 51A4		
	Organism	Gene ID	UniProt ID
	Human	401666 ;	Q8NGJ6 ;
Cellular Localization	Cell membrane; Multi-pass membrane protein.		
Function	Function:Odorant receptor .,similarity:Belongs to the G-protein coupled receptor 1 family.,		

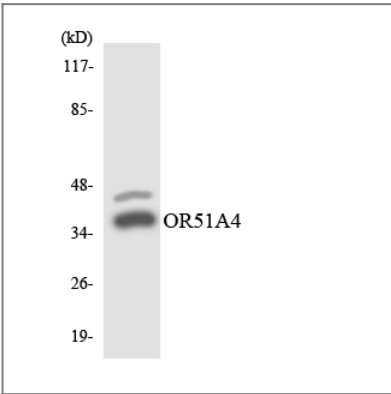
Validation Data



Immunofluorescence analysis of LOVO cells, using OR51A4 Antibody. The picture on the right is blocked with the synthesized peptide.



Western blot analysis of lysates from Jurkat, HepG2, and MCF-7 cells, using OR51A4 Antibody. The lane on the right is blocked with the synthesized peptide.



Western blot analysis of the lysates from HepG2 cells using OR51A4 antibody.

| Contact information

Orders: order.cn@immunoway.com
Support: support.cn@immunoway.com
Telephone: 400-8787-807(China)
Website: <http://www.immunoway.com.cn>
Address: 2200 Ringwood Ave San Jose, CA 95131 USA



Please scan the QR code
to access additional
product information:

**Olfactory receptor
51A4 Rabbit pAb**

For Research Use Only. Not for Use in Diagnostic Procedures.

[Antibody](#) | [ELISA Kits](#) | [Protein](#) | [Reagents](#)