

hnRNP K (Phospho Ser284) Rabbit pAb

CatalogNo: YP0367 **Orthogonal Validated** 

Key Features

Host Species

- Rabbit

Reactivity

- Human, Mouse, Rat, Monkey

Applications

- WB, IHC, IF, ELISA

MW

- 51kD (Observed)

Isotype

- IgG

Storage

Storage* -15°C to -25°C/1 year (Do not lower than -25°C)

Formulation Liquid in PBS containing 50% glycerol, 0.5% BSA and 0.02% sodium azide.

Recommended Dilution Ratios

WB 1:500-1:2000

IHC 1:100-1:300

ELISA 1:20000

IF 1:50-200

Basic Information

Clonality Polyclonal

Immunogen Information

Immunogen The antiserum was produced against synthesized peptide derived from human hnRNP K around the phosphorylation site of Ser284. AA range:250-299

Specificity

Phospho-hnRNP K (S284) Polyclonal Antibody detects endogenous levels of hnRNP K protein only when phosphorylated at S284. The name of modified sites may be influenced by many factors, such as species (the modified site was not originally found in human samples) and the change of protein sequence (the previous protein sequence is incomplete, and the protein sequence may be prolonged with the development of protein sequencing technology). When naming, we will use the "numbers" in historical reference to keep the sites consistent with the reports. The antibody binds to the following modification sequence (lowercase letters are modification sites): DMSPR

Target Information

Gene name HNRNPK

Protein Name Heterogeneous nuclear ribonucleoprotein K

Organism	Gene ID	UniProt ID
Human	3190 ;	P61978 ;
Mouse	15387 ;	P61979 ;
Rat	117282 ;	P61980 ;

Cellular Localization


Cytoplasm . Nucleus , nucleoplasm . Cell projection , podosome . Recruited to p53/TP53-responsive promoters , in the presence of functional p53/TP53 (PubMed:16360036) . In case of ASFV infection , there is a shift in the localization which becomes predominantly nuclear (PubMed:18775702) .

Tissue specificity Brain ,Cajal-Retzius cell ,Colorectal cancer and surrounding

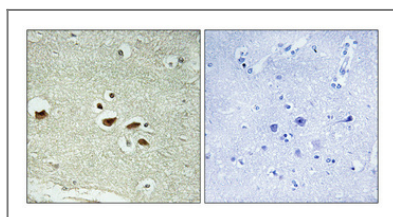
Function

Function:One of the major pre-mRNA-binding proteins. Binds tenaciously to poly (C) sequences. Likely to play a role in the nuclear metabolism of hnRNAs , particularly for pre-mRNAs that contain cytidine-rich sequences. Can also bind poly (C) single-stranded DNA. ,mass spectrometry: PubMed:11840567 ,PTM:Arg-296 and Arg-299 are dimethylated , probably to asymmetric dimethylarginine. ,similarity:Contains 1 KH domain. ,similarity:Contains 2 KH domains. ,similarity:Contains 3 KH domains. ,subcellular location:In case of ASFV infection , there is a shift in the localization which becomes predominantly nuclear. ,subunit:Interacts with RBM42 and ZIK1 (By similarity) . Identified in the spliceosome C complex , at least composed of AQR , ASCC3L1 , C19orf29 , CDC40 , CDC5L , CRNKL1 , DDX23 , DDX41 , DDX48 , DDX5 , DGCR14 , DHX35 , DHX38 , DHX8 , EFTUD2 , FRG1 , GPATC1 , HNRPA1 , HNRPA2B1 , HNRPA3 , HNRPC , HNRPF , HNRPH1 , HNRNPK , HNRPM , HNRPR , HNRPU , KIAA1160 , KIAA1604 , LSM2 , LSM3 , MAGOH , MORG1 , PABPC1 , PLRG1 , PNN , PPIE , PPIL1 , PPIL3 , PPWD1 , PRPF19 , PRPF4B , PRPF6 , PRPF8 , RALY , RBM22 , RBM8A , RBMX , SART1 , SF3A1 , SF3A2 , SF3A3 , SF3B1 , SF3B2 , SF3B3 , SFRS1 , SKIV2L2 , SNRPA1 , SNRPB , SNRPB2 , SNRPD1 , SNRPD2 , SNRPD3 , SNRPE , SNRPF , SNRPG , SNW1 , SRRM1 , SRRM2 , SYF2 , SYNCRIP , TFIP11 , THOC4 , U2AF1 , WDR57 , XAB2 and ZCCHC8. Interacts with ANKRD28. Interacts with HCV core protein. Interacts with ASFV p30 protein. ,

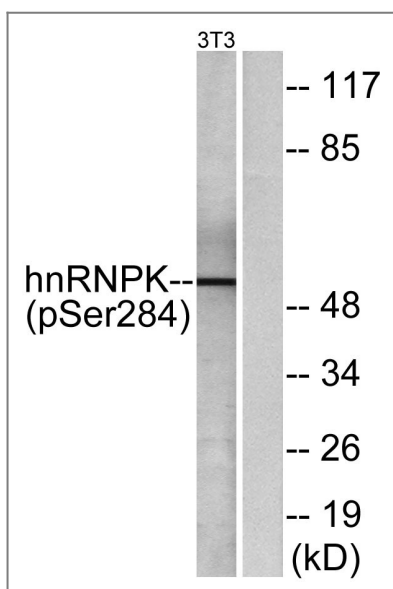
Validation Data



Western Blot analysis of 3T3 cells using Phospho-hnRNP K (S284) Polyclonal Antibody



Immunohistochemical analysis of paraffin-embedded Human brain. Antibody was diluted at 1:100 (4°C overnight). High-pressure and temperature Tris-EDTA, pH 8.0 was used for antigen retrieval. Negative control (right) obtained from antibody was pre-absorbed by immunogen peptide.



Western blot analysis of lysates from NIH/3T3 cells treated with EGF 200ng/ml 30', using hnRNP K (Phospho-Ser284) Antibody. The lane on the right is blocked with the phospho peptide.

Contact information

Orders: order.cn@immunoway.com
 Support: support.cn@immunoway.com
 Telephone: 400-8787-807(China)
 Website: <http://www.immunoway.com.cn>
 Address: 2200 Ringwood Ave San Jose, CA 95131 USA



Please scan the QR code to access additional product information:
hnRNP K (Phospho Ser284) Rabbit pAb