

TOMM70 (PT1881R) PT™ Rabbit mAb

CatalogNo: YM960110 **Recombinant** 

Key Features

Host Species

- Rabbit

Reactivity

- Human, Mouse, Rat

Applications

- WB, IHC, IF, IP, ELISA

MW

- 67kD (Calculated)
72kD (Observed)

Isotype

- IgG, Kappa

Storage

Storage* -15°C to -25°C/1 year (Do not lower than -25°C)

Formulation PBS, 50% glycerol, 0.05% Proclin 300, 0.05% BSA

Recommended Dilution Ratios

WB 1:2000-1:10000

IF 1:200-1:1000

ELISA 1:5000-1:20000

IP 1:50-1:200

Basic Information

Clonality Monoclonal

Clone Number PT1881R

Immunogen Information

Specificity Endogenous

Target Information

Gene name TOMM70A KIAA0719 TOMM70

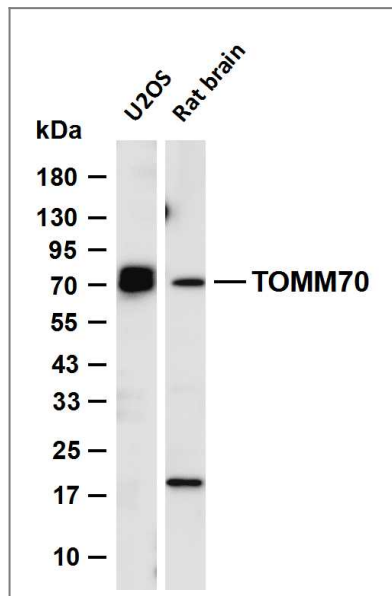
Protein Name Mitochondrial import receptor subunit TOMM70 (Mitochondrial precursor proteins import receptor) (Translocase of outer membrane 70 kDa subunit)

Organism	Gene ID	UniProt ID
Human	9868;	Q94826;
Mouse	28185;	Q9CZW5;
Rat	304017;	Q75Q39;

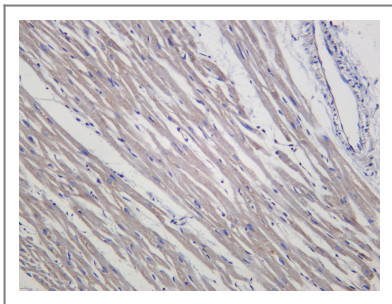
Cellular Localization Mitochondrion outer membrane ; Single-pass membrane protein .

Function Acts as receptor of the preprotein translocase complex of the outer mitochondrial membrane (TOM complex). Recognizes and mediates the translocation of mitochondrial preproteins from the cytosol into the mitochondria in a chaperone dependent manner . Mediates TBK1 and IRF3 activation induced by MAVS in response to Sendai virus infection and promotes host antiviral responses during virus infection . Upon Sendai virus infection, recruits HSP90AA1:IRF3:BAX in mitochondrion and the complex induces apoptosis .

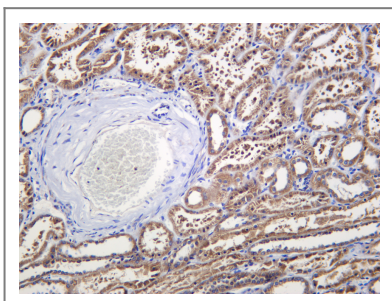
Validation Data



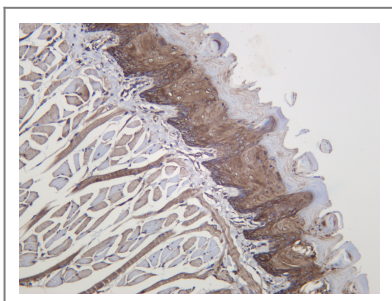
Various whole cell lysates were separated by 4-20% SDS-PAGE, and the membrane was blotted with anti-TOMM70 (PT1881R) antibody. The HRP-conjugated Goat anti-Rabbit IgG (H + L) antibody was used to detect the antibody. Lane 1: U2OS Lane 2: Rat brain Predicted band size: 67kDa Observed band size: 72kDa



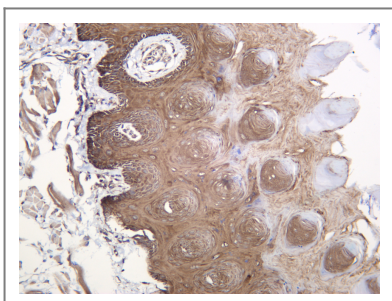
Human heart muscle was stained with anti-TOMM70 (PT1881R) PT™ Rabbit antibody



Human kidney was stained with anti-TOMM70 (PT1881R) PT™ Rabbit antibody



Mouse tongue was stained with anti-TOMM70 (PT1881R) PT™ Rabbit antibody



Rat tongue was stained with anti-TOMM70 (PT1881R) PT™ Rabbit antibody

| Contact information

Orders: order.cn@immunoway.com
Support: support.cn@immunoway.com
Telephone: 400-8787-807(China)
Website: <http://www.immunoway.com.cn>
Address: 2200 Ringwood Ave San Jose, CA 95131 USA



Please scan the QR code to access additional product information:
TOMM70 (PT1881R)
PT™ Rabbit mAb