

BRG1 (PT0157R) PT™ Rabbit mAb

CatalogNo: YM8093 **Recombinant** 

Key Features

Host Species

- Rabbit

Reactivity

- Human,Rat,

Applications

- WB,IHC,IF,IP,ELISA

MW

- 185kD (Calculated)
220kD (Observed)

Isotype

- IgG,Kappa

Recommended Dilution Ratios

IHC 1:200-1:1000

WB 1:2000-1:10000

IF 1:200-1:1000

ELISA 1:5000-1:20000

IP 1:50-1:200

Storage

Storage* -15°C to -25°C/1 year(Do not lower than -25°C)

Formulation PBS, 50% glycerol, 0.05% Proclin 300, 0.05%BSA

Basic Information

Clonality Monoclonal

Clone Number PT0157R

Immunogen Information

Specificity Endogenous

Target Information

Gene name SMARCA4

Protein Name Transcription activator BRG1

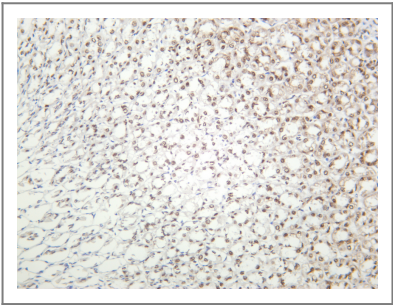
Organism	Gene ID	UniProt ID
Human	6597 ;	P51532 ;
Mouse	20586 ;	Q3TKT4 ;
Rat		Q8K1P7 ;

Cellular Localization Nucleus

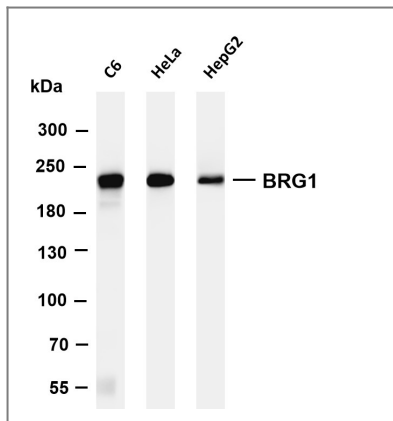
Tissue specificity Colocalizes with ZEB1 in E-cadherin-negative cells from established lines, and stroma of normal colon as well as in de-differentiated epithelial cells at the invasion front of colorectal carcinomas (at protein level).

Function Function:Transcriptional coactivator cooperating with nuclear hormone receptors to potentiate transcriptional activation. Also involved in vitamin D-coupled transcription regulation via its association with the WINAC complex, a chromatin-remodeling complex recruited by vitamin D receptor (VDR), which is required for the ligand-bound VDR-mediated transrepression of the CYP27B1 gene.,PTM:Phosphorylated upon DNA damage, probably by ATM or ATR.,similarity:Belongs to the SNF2/RAD54 helicase family.,similarity:Contains 1 bromo domain.,similarity:Contains 1 helicase ATP-binding domain.,similarity:Contains 1 helicase C-terminal domain.,similarity:Contains 1 HSA domain.,subunit:Interacts with NR3C1, PGR, SMARD1, TOPBP1 and ZMIM2/ZIMP7. Component of the BAF complex, which includes at least actin (ACTB), ARID1A, ARID1B/BAF250, SMARCA2, SMARCA4/BRG1, ACTL6A/BAF53, ACTL6B/BAF53B, SMARCE1/BAF57, SMARCC1/BAF155, SMARCC2/BAF170, SMARCB1/SNF5/INI1, and one or more of SMARCD1/BAF60A, SMARCD2/BAF60B, or SMARCD3/BAF60C. In muscle cells, the BAF complex also contains DPF3. Component of the BAF53 complex, at least composed of BAF53A, RUVBL1, SMARCA4/BRG1, and TRRAP, which preferentially acetylates histone H4 (and H2A) within nucleosomes. Component of the WINAC complex, at least composed of SMARCA2, SMARCA4, SMARCB1, SMARCC1, SMARCC2, SMARCD1, SMARCE1, ACTL6A, BAZ1B/WSTF, ARID1A, SUPT16H, CHAF1A and TOP2B.,

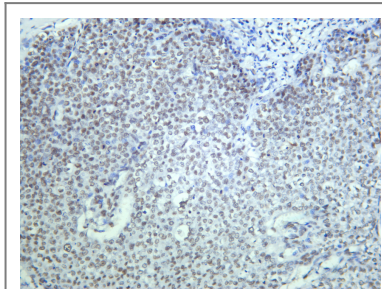
Validation Data




Rat stomach was stained with anti-BRG1 rabbit antibody



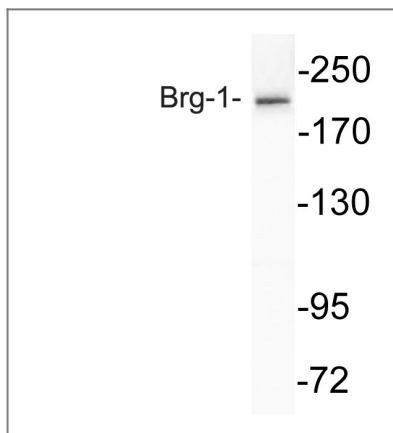
Various whole cell lysates were separated by 4-8% SDS-PAGE, and the membrane was blotted with anti-BRG1 antibody. The HRP-conjugated Goat anti-Rabbit IgG(H + L) antibody was used to detect the antibody. Lane 1: C6 Lane 2: HeLa Lane 3: HepG2 Predicted band size: 185kDa Observed band size: 220kDa



Human breast carcinoma was stained with anti-BRG1 Rabbit antibody



Immunofluorescence analysis of HEK293. Picture A: BRG1 antibody (red). Picture B: DAPI (blue). Picture C: Merge of A+B



Western blot analysis of lysate from K562 cells, using Brg-1 antibody.

Contact information

Orders: order.cn@immunoway.com
 Support: support.cn@immunoway.com
 Telephone: 400-8787-807(China)
 Website: <http://www.immunoway.com.cn>
 Address: 2200 Ringwood Ave San Jose, CA 95131 USA



Please scan the QR code to access additional product information:
BRG1 (PT0157R)
PT™ Rabbit mAb