

Fascin (ABT101R) Rabbit mAb (Ready to Use)

CatalogNo: YM7118R **Recombinant** 

Key Features

Host Species

- Rabbit

Reactivity

- Human, Mouse, Rat,

Applications

- IHC

Isotype

- IgG1, Kappa

Recommended Dilution Ratios

Ready to use for IHC

Storage

Storage* 2°C to 8°C/1 year

Formulation The prediluted ready-to-use antibody is diluted in phosphate buffer saline containing stabilizing protein and 0.05% Proclin 300

Basic Information

Clonality Monoclonal

Clone Number ABT101R

Immunogen Information

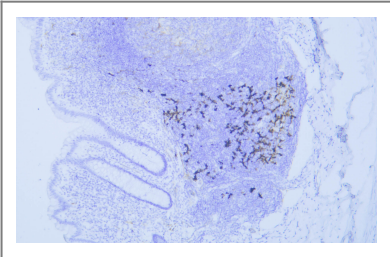
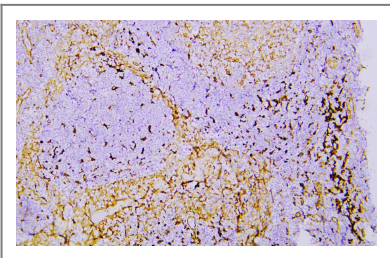
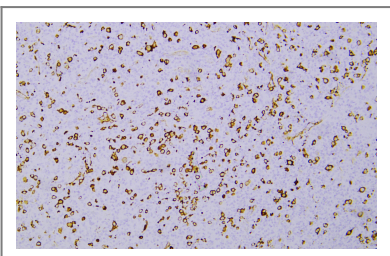
Immunogen Synthesized peptide derived from human Fascin AA range:250-350

Specificity This antibody detects endogenous levels of Fascin

Target Information

Gene name	FSCN1 FAN1 HSN SNL		
Protein Name	Fascin (55 kDa actin-bundling protein) (Singed-like protein) (p55)		
	Organism	Gene ID	UniProt ID
	Human	6624;	Q16658;
	Mouse	14086;	Q61553;
	Rat	683788;	P85845;
Cellular Localization	Cytoplasmic		
Tissue specificity	Ubiquitous.		
Function	Disease:Marks and mediates breast cancer metastasis to the lungs. FSCN1 is not functionally validated but achieves the highest statistical significance (P less than 0.000001). Those subjects expressing the lung metastasis signature have a significantly poorer lung metastasis-free survival, but not bone metastasis-free survival, compared to subjects without the signature.,Function:Organizes filamentous actin into bundles with a minimum of 4.1:1 actin/fascin ratio. Probably involved in the assembly of actin filament bundles present in microspikes, membrane ruffles, and stress fibers.,PTM:Phosphorylation on Ser-39 inhibits the actin-binding ability of fascin.,similarity:Belongs to the fascin family.,subunit:Associates with beta-catenin.,tissue specificity:Ubiquitous.,		

Validation Data

	Human malignant melanoma was stained with anti-Fascin (ABT101R) rabbit mAb
	Human tonsil was stained with anti-Fascin (ABT101R) rabbit mAb
	Human hodgkin lymphoma was stained with anti-Fascin (ABT101R) rabbit mAb

| Contact information

Orders: order.cn@immunoway.com
Support: support.cn@immunoway.com
Telephone: 400-8787-807(China)
Website: <http://www.immunoway.com.cn>
Address: 2200 Ringwood Ave San Jose, CA 95131 USA



Please scan the QR code
to access additional
product information:

**Fascin (ABT101R)
Rabbit mAb (Ready
to Use)**

For Research Use Only. Not for Use in Diagnostic Procedures.

[Antibody](#) | [ELISA Kits](#) | [Protein](#) | [Reagents](#)