

c-Kit/CD117 (ABT064) Mouse mAb

CatalogNo: YM4434

Recombinant KD/KO Validated 

Key Features

Host Species

- Mouse

Reactivity

- Human

Applications

- IHC, WB, IF, ELISA

MW

- 120kD (Calculated)
150kD (Observed)

Isotype

- IgG2b, Kappa

Recommended Dilution Ratios

IHC 1:200-1000

WB 1:500-2000

IF 1:100-500

ELISA 1:1000-5000

Storage

Storage* -15°C to -25°C/1 year(Do not lower than -25°C)**Formulation** PBS, 50% glycerol, 0.05% Proclin 300, 0.05%BSA

Basic Information

Clonality Monoclonal**Clone Number** ABT064

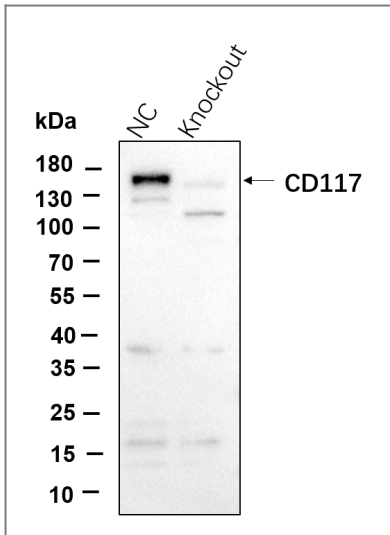
Immunogen Information

Immunogen Synthesized peptide derived from human CD117 AA range: 1-100**Specificity** The antibody can specifically recognize human CD117 protein.

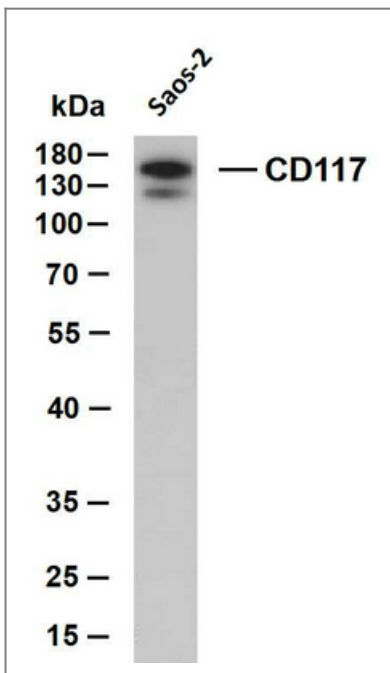
| Target Information

Gene name	KIT SCFR		
Protein Name	C Kit;c-Kit;c-Kit Ligand;CD117;Kit;Kit Ligand;KIT oncogene;KIT proto oncogene receptor tyrosine kinase;KIT_HUMAN;Mast cell growth factor receptor;Mast/stem cell growth factor receptor Kit;MGF;p145 c-kit;PBT;Piebald trait protein;Proto oncogene c Kit;Proto oncogene tyrosine protein kinase Kit;Proto-oncogene c-Kit;SCF Receptor;SCFR;soluble KIT variant 1;Steel Factor Receptor;Stem cell factor receptor;tyrosine protein kinase Kit;Tyrosine-protein kinase Kit;v kit Hardy Zuckerman 4 feline sarcoma viral oncogene homolog;v kit Hardy Zuckerman 4 feline sarcoma viral oncogene like protein;v-kit Hardy-Zuckerman 4 feline sarcoma viral oncogene homolog		
	Organism	Gene ID	UniProt ID
	Human	3815;	P10721;
	Mouse	16590;	P05532;
Cellular Localization	Cytoplasmic, Membranous		
Tissue specificity	Appendix		
Function	Catalytic activity:ATP + a [protein]-L-tyrosine = ADP + a [protein]-L-tyrosine phosphate.,Disease:Defects in KIT are a cause of gastrointestinal stromal tumor (GIST) [MIM:606764].,Disease:Defects in KIT are a cause of piebaldism [MIM:172800]. Piebaldism is an autosomal dominant genetic developmental abnormality of pigmentation characterized by congenital patches of white skin and hair that lack melanocytes.,Disease:Defects in KIT have been associated with testicular tumors [MIM:273300]. It includes germ cell tumor (GCT) or testicular germ cell tumor (TGCT).,Function:This is the receptor for stem cell factor (mast cell growth factor). It has a tyrosine-protein kinase activity. Binding of the ligands leads to the autophosphorylation of KIT and its association with substrates such as phosphatidylinositol 3-kinase (Pi3K).,online information:CD117 entry,similarity:Belongs to the protein kinase superfamily. Tyr protein kinase family.,similarity:Belongs to the protein kinase superfamily. Tyr protein kinase family. CSF-1/PDGF receptor subfamily.,similarity:Contains 1 protein kinase domain.,similarity:Contains 5 Ig-like C2-type (immunoglobulin-like) domains.,subunit:Interacts with APS. Interacts with MPDZ (via the tenth PDZ domain). Interacts with PTPRU.,		

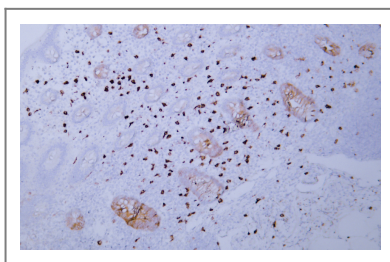
| Validation Data



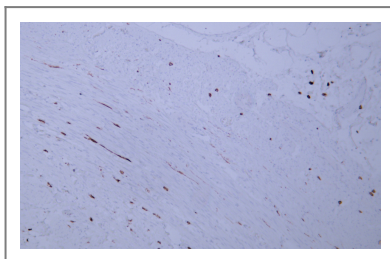
Western blot analysis of lysates from saos-2 WT and shRNA treated



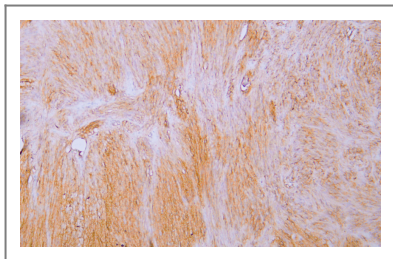
Whole cell lysates were separated by 10% SDS-PAGE, and the membrane was blotted with anti-CD117(ABT064) antibody. The HRP-conjugated Goat anti-Mouse IgG(H + L) antibody was used to detect the antibody. Lane 1: Saos-2



Human appendix tissue was stained with anti-CD117(ABT064) antibody.



Human appendix tissue was stained with anti-CD117(ABT064) antibody.



Human GIST tissue was stained with anti-CD117(ABT064) antibody.

| Contact information

Orders: order.cn@immunoway.com
Support: support.cn@immunoway.com
Telephone: 400-8787-807(China)
Website: <http://www.immunoway.com.cn>
Address: 2200 Ringwood Ave San Jose, CA 95131 USA



Please scan the QR code
to access additional
product information:
**c-Kit/CD117
(ABT064) Mouse
mAb**

For Research Use Only. Not for Use in Diagnostic Procedures.

[Antibody](#) | [ELISA Kits](#) | [Protein](#) | [Reagents](#)