

TNF- α (Q34) Mouse mAb

CatalogNo: YM3477

Orthogonal Validated 

Key Features

Host Species

- Mouse

Reactivity

- Human, Mouse, Rat

Applications

- WB, IHC, IF

MW

- 17,25kD (Observed)

Isotype

- IgG1

Storage

Storage* -15°C to -25°C/1 year(Do not lower than -25°C)**Formulation** Liquid in PBS containing 50% glycerol, 0.5% BSA and 0.02% sodium azide.

Recommended Dilution Ratios

WB 1:1000-1:3000

IHC 1:50-1:200

IF 1:50-200

Basic Information

Clonality Monoclonal**Clone Number** Q34

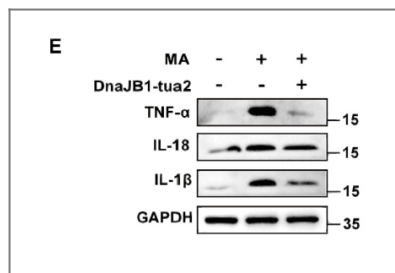
Immunogen Information

Immunogen Synthetic Peptide of TNF α **Specificity** The antibody detects endogenous TNF α protein

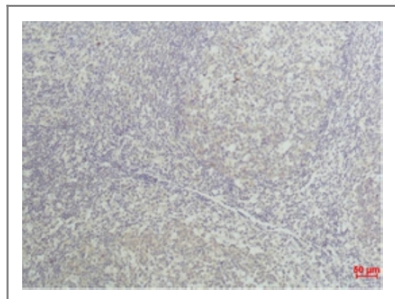
| Target Information

Gene name	TNF TNFA TNFSF2		
Protein Name	Tumor necrosis factor (Cachectin) (TNF-alpha) (Tumor necrosis factor ligand superfamily member 2) (TNF-a)		
	Organism	Gene ID	UniProt ID
	Human	7124 ;	P01375 ;
	Mouse	21926 ;	P06804 ;
	Rat	24835 ;	P16599 ;
Cellular Localization	Cell membrane ; Single-pass type II membrane protein .; [Tumor necrosis factor, membrane form]: Membrane; Single-pass type II membrane protein.; [Tumor necrosis factor, soluble form]: Secreted .; [C-domain 1]: Secreted.; [C-domain 2]: Secreted.		
Tissue specificity	Blood,Peripheral blood leukocyte,Placenta,Prostatic carcinoma,		
Function	<p>Disease:Cachexia accompanies a variety of diseases, including cancer and infection, and is characterized by general ill health and malnutrition.,Disease:Genetic variations in TNF are associated with susceptibility to hepatitis B virus infection (HBV infection) [MIM:610424]. Approximately one third of all cases of cirrhosis and half of all cases of hepatocellular carcinoma can be attributed to chronic HBV infection. HBV infection may result in subclinical or asymptomatic infection, acute self-limited hepatitis, or fulminant hepatitis requiring liver transplantation.,Disease:Genetic variations in TNF are associated with susceptibility to psoriatic arthritis [MIM:607507]. Psoriasis is a chronic inflammatory dermatosis that affects approximately 2% of the population. It is characterized by red, scaly skin lesions that are usually found on the scalp, elbows, and knees, and may be associated with severe arthritis. Psoriatic arthritis has been defined as an inflammatory arthritis usually without any rheumatoid factor in serum (seronegative arthritis) associated with psoriasis.,Function:Cytokine that binds to TNFRSF1A/TNFR1 and TNFRSF1B/TNFR. It is mainly secreted by macrophages and can induce cell death of certain tumor cell lines. It is potent pyrogen causing fever by direct action or by stimulation of interleukin-1 secretion and is implicated in the induction of cachexia, Under certain conditions it can stimulate cell proliferation and induce cell differentiation.,online information:The Singapore human mutation and polymorphism database,online information:Tumor necrosis factor alpha entry,PTM:O-glycosylated; glycans contain galactose, N-acetylgalactosamine and N-acetylneuraminic acid.,PTM:The membrane form, but not the soluble form, is phosphorylated on serine residues. Dephosphorylation of the membrane form occurs by binding to soluble TNFRSF1A/TNFR1.,PTM:The soluble form derives from the membrane form by proteolytic processing.,similarity:Belongs to the tumor necrosis factor family.,subunit:Homotrimer.,</p>		

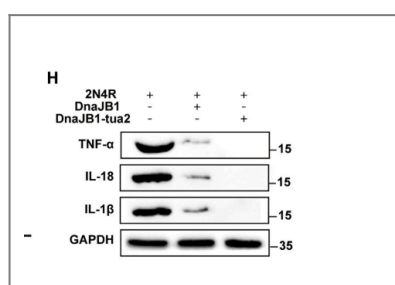
| Validation Data



A novel gene therapy for methamphetamine- induced cognitive disorder with a hyper-acidified fusion variant of DnaJB1 Molecular Therapy-Nucleic Acids
Zhurong Zou WB Mouse hippocampus BV2 cell



Immunohistochemical analysis of paraffin-embedded Human Tonsil Tissue using TNF aMouse mAb diluted at 1:50



A novel gene therapy for methamphetamine- induced cognitive disorder with a hyper-acidified fusion variant of DnaJB1 Molecular Therapy-Nucleic Acids
Zhurong Zou WB Mouse hippocampus BV2 cell

Contact information

Orders: order.cn@immunoway.com
Support: support.cn@immunoway.com
Telephone: 400-8787-807(China)
Website: <http://www.immunoway.com.cn>
Address: 2200 Ringwood Ave San Jose, CA 95131 USA



Please scan the QR code to access additional product information:
TNF- α (Q34) Mouse mAb

For Research Use Only. Not for Use in Diagnostic Procedures.

[Antibody](#) | [ELISA Kits](#) | [Protein](#) | [Reagents](#)